

2025

# MANUAL

TECHNICAL & SERVICES FACILITIES



**M.E.C.**

Mediterranean Exhibition Center



**EXPOSYSTEM**

WE KNOW HOW



## Benchmark in Modern Exhibitions

EXPOSYSTEM was founded in 1993, in Thessaloniki. Due to its successful business model, in 2002 EXPOSYSTEM started offering exclusive technical support at ATHENS METROPOLITAN EXPO, the largest and newest exhibition and congress center in Athens. In 2003 EXPOSYSTEM starts operating a branch and storage areas of 2.500 sq.m. in Anthousa, Attica

The Exhibition Organizers and the Exhibitors are offered quality services due to the cooperation between the Mediterranean Exhibition Center (MEC) and the two following companies: Mediterranean Trading International Exhibitions, which is the managing company of the Exhibition Center, and EXPOSYSTEM S.A., which offers technical support.

EXPOSYSTEM's technical support to exhibitions, conferences and events includes a great number of quality services, covers all exhibition needs and secures the smooth running of every event - during its preparation/construction, operation and dismantling.

The growing needs of both organizers and participants in this area have led EXPOSYSTEM's personnel to the implementation of a highly successful, integrated management system, which meets all the needs of their customers and offers high return on their investments and high quality services at the right time.

## Advantages

- > Commitment to the exhibition & conference needs
- > Technical expertise
- > Highly specialized and experienced personnel
- > Integrated portfolio of exhibition services
- > Use of modern technical infrastructure and design software programs
- > Excellent knowledge of the exhibition venues due to its exclusive partnership with THESSALONIKI EXHIBITION CENTER, ATHENS METROPOLITAN EXPO and MEC

## Services

- > Standard and upgraded types of shell scheme stands (OCTANORM system)
- > Furniture and exhibition equipment
- > Floors and carpets
- > Electrical devices and services
- > Digital printings for area branding & signage
- > Audiovisual equipment
- > Rigging services
- > Construction of customized stands
- > Printing services
- > Photoshoots - Video Recordings - Live Streaming

EXPOSYSTEM'S customer-oriented philosophy, focus on the exhibitors' needs, expertise and know-how make it a significant contributor to the success of your participation to any exhibition or event.





## The Center of all Business Activity

The Mediterranean Exhibition Center - MEC has been operating since 1989 hosting a variety of commercial and consumers' exhibitions as well as conferences, corporate, cultural and entertainment events.

It is located on 301 Athinon - Lavriou Avenue, in Paiania, easily accessible both via Lavriou Avenue (301, Lavriou Avenue) and Attiki Odos (Exit 17 - Kantza).

It covers an area of 47,000 m<sup>2</sup> (12,000 m<sup>2</sup> exhibition area [1 Hall] and 35,000 m<sup>2</sup> outdoor parking area).



The upgraded facilities, the operational infrastructure and the high level of services provided, offer flexibility and comfort to organizers and participants, satisfying even the most demanding requirements for the successful organization of exhibitions, conferences and events.



## Consultancy



You are more than welcome to contact us in order to talk about your requirements!

Our highly specialized and experienced personnel are definitely going to offer unique suggestions and successful solutions within your budgets.

## Designing Solutions



Our designing solutions reflect our belief that aesthetics and functionality are equally important.

Recognizing the uniqueness of every client, we offer solutions that are targeted to your own personal needs and desires.

Therefore; we guarantee your dynamic presence in the highly competitive environment of exhibitions.


## Supervision of your Stand's construction [from the very beginning till the very end]




By constantly monitoring the construction of your Stand, we aim at reducing your stress.

Due to our close supervision, you no longer have to worry about the coordination of the Stand's construction process and its final delivery.

# Custom-made Stands







# Custom-made Stands





## Preparation of Participation

### Exhibitor Service Desk

Mediterranean Exhibition Center (MEC)  
301, Lavriou Ave. | 190 02 Paiania, Attica  
T: (+30) 210 6659741, (+30) 210 3511885  
**email: [mec@exposystem.gr](mailto:mec@exposystem.gr)**

### Remarks on the Price-List

For your order to be valid, you should fill out the Order Form with pricing information, stamp and signature. The latter should be sent to us no later than 20 days before the opening of the exhibition via email **[mec@exposystem.gr](mailto:mec@exposystem.gr)**

The completion of your order requires the full payment of the respective amount by bank transfer to the following accounts (IBAN) and the forward of the deposit slip via e-mail.

**NATIONAL BANK OF GREECE: SWIFT BIC CODE: ETHNGRAA**

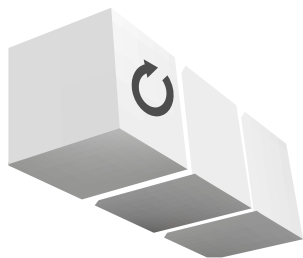
**IBAN Number: GR13 0110 8400 0000 8404 7023 795**

**PIRAEUS BANK: SWIFT BIC CODE: PIRBGRAA**

**IBAN Number: GR62 0172 2310 0052 3107 2349 059**

**ALPHA BANK: SWIFT BIC CODE: CRBAGRAA**

**IBAN Number: GR51 0140 4120 4120 0200 2002 276**



- > The exhibitor holds the full responsibility for his exhibits (including machinery-exhibits) and thus; he must take all the necessary safety measures regarding static and operation.
- > The maximum height of the Stands is determined by MEC's Operation Regulations which is published at its site, as well as the Operation Rules of the exhibition
- > Should you object or disagree to any service provided by EXPOSYSTEM, please inform our Customer Care Department by the end of the exhibition's opening day.
- > Our equipment and services are only provided during the official duration of the exhibition.


## Not Permitted

- > Drilling/nailing and painting of panels and aluminum frames (for suspending purposes, you may request special hooks from the Exhibitors' Service Desk)
- > Rigging any item from the ceiling or any other structural part of the halls, without any prior approval, requirement or order (Rigging Services).
- > The rigging of any equipment or object from the lighting, plumbing, fire protection, ventilation and air-conditioning networks or from any other point of the Exhibition Center's ceiling, pillars, and walls.
- > Covering walls and corridors, electrical and water supply installations.
- > Any intervention to the electrical installations without prior approval, requirement or order (Electrical Equipment Services). No such intervention is allowed at Standard Booths.
- > Power supply to stands whose electrical installations have been completed by the exhibitors' partners and electricians of the exhibitors will only become available after the latter's submission of the necessary documents: the electrical plan, declaration of work undertaken and the order form stating the requested power in KW.

## Custom Made Stands - Special Constructions



### Clarifications

- 
- > For carpet orders, the carpet is placed prior to the Special Construction.
  - > The electrician, responsible for the installation of your stand, must necessarily submit a stamped Installation Permit document. He is allowed to stamp the document only if he is a university or technical school graduate. Otherwise, the Association of Electricians has to verify it. Along with the latter, he must also hand in an Electrical Method Statement, analyzing the electrical works that will be carried out.  
Another prerequisite for the electrification of your Stand is the former submission of an Electrical Plan, stamped by an electrical engineer or the Association of Electricians (*Solemn Declaration p. 63*).  
The above mentioned Electrical Plan should state the requested total volume (KW) and type of electric power (1phase/3phase) and the exact position of the Distribution Board. This information should also be mentioned in the Order Form, claiming the need for power supply and the installation of the Distribution Board. The Order Form is completed by the Exhibitors themselves and has nothing to do with the documents that need to be submitted by the electrician (*Order Form p. 38-39*).
  - > In case the exhibitor installs his own distribution board, the board must be three-phase with a three-phase voltage relay.
  - > If your electrician cannot provide you with such a board, you can order one from EXPOSYSTEM SA (*Order Form p. 35*).  
Please, bear in mind that a power supply board for machinery cannot be provided.

### Electrical distribution boards available

- > 3, 6 or 12-way three-phase distribution board (380V, female-ended, red-type Legrand connector 5x32) -for lighting or motion-sensor lights)
- > In case the exhibitor does not comply with the above mentioned instructions or receives unauthorized electrical power and has not submitted a certified and complete electrical plan on time, EXPOSYSTEM reserves the right to immediately seize his power supply without any notice.

## Standard Shell Scheme Stands


### Clarifications

- > No third parties are permitted to make any electrical installations or constructions within the Type 2 exhibition stands. However; the exhibitor can ask for extra lighting (if need be) by completing and filing the relevant Order Form (*Order Form p. 38*).
- > An electrical switch board, plugs and lightings are necessarily positioned within the stand and cannot be removed or replaced. If you wish their being placed in a particular position, you need to send a plan of your Booth 10 days prior to the exhibition's opening.
- > Orders that concern electrical installation or/and constructions (*e.g. installation or connection of floodlights, storage areas, lighting grid systems*) cannot be executed without a relevant plan (*Floor plan form p. 62*). The latter must be submitted at least 10 days prior to the exhibition's opening.
- > Please note that no fixings may be made directly on the wall panels or the exhibits/ furniture. If need be, please contact the EXPOSYSTEM Exhibitor Service Desk and a wide range of solutions will be offered to you. Moreover, all materials must be removed from the wall panels at the end of the exhibition, without causing any damage. The latter always burdens the exhibitor.
- > If a different type of exhibition stand -rather than Type 2- is requested (*such as Type 1 without constructions*) in less than 10 days prior to the exhibition's opening, the exhibitor is additionally charged with the dismantling/decommissioning cost. (*Order Form p. 41*).
- > The construction materials (*necessary for storage rooms, offices, etc.*) and the exhibits/ furniture can also be placed outdoors, as long as the latter are roofed and protected from extreme weather (*e.g. heavy rain, wind*).
- > Any alteration to the carpet color is subject to our products' availability -provided that your order is completed on time- (*Order Form p.51*).



## Departure

- > After the end of the exhibition, exhibitors first have to settle any financial obligations with EXPOSYSTEM. Secondly, they have to remove all exhibits and decoration materials used during the exhibition within the time limit specified by the Organizers. Should the exhibitors leave any construction materials on site, an additional removal cost will be charged.
- > **Furniture provided by EXPOSYSTEM is recollected in the last evening after the exhibition's closing.**
- > EXPOSYSTEM bears no responsibility in case of loss, damage, etc. of exhibits during the preparation, operation and dismantling of the exhibition. Security and guarding services are exclusively related to the Exhibition Center's building installations. Therefore; you are kindly requested to remove all small exhibits or personal belongings (e.g. laptops, computers, TV sets) in the evening of the exhibition's final day



## Standard Booths

### Description

- > Aluminum, silver colored octanorm frame, with columns, horizontal girders and filling material of white colored pvc - 2.5 m. height
- > 30 cm fascia with exhibitor's logo / company name / stand number (1.52 x 0.20 m) at the Stand's open sides (2.20 m in height), with aluminum girders and filling material of white PVC
- > Aluminum girders are placed on the roof (height: 5,50cm). Carpets are placed on the floor and each organizer can pick the color of his choice.
- > Furniture and electrical equipment for standard booths are provided in accordance with the Facilities Services of each organizer.

1 open-sided Stand



## Standard Booths

### Photorealistic Virtual Models


2 open-sided Stand



3 open-sided Stand



Stand dimensions  
Inner height: 2,44m



Fascia dimensions



Panel dimensions

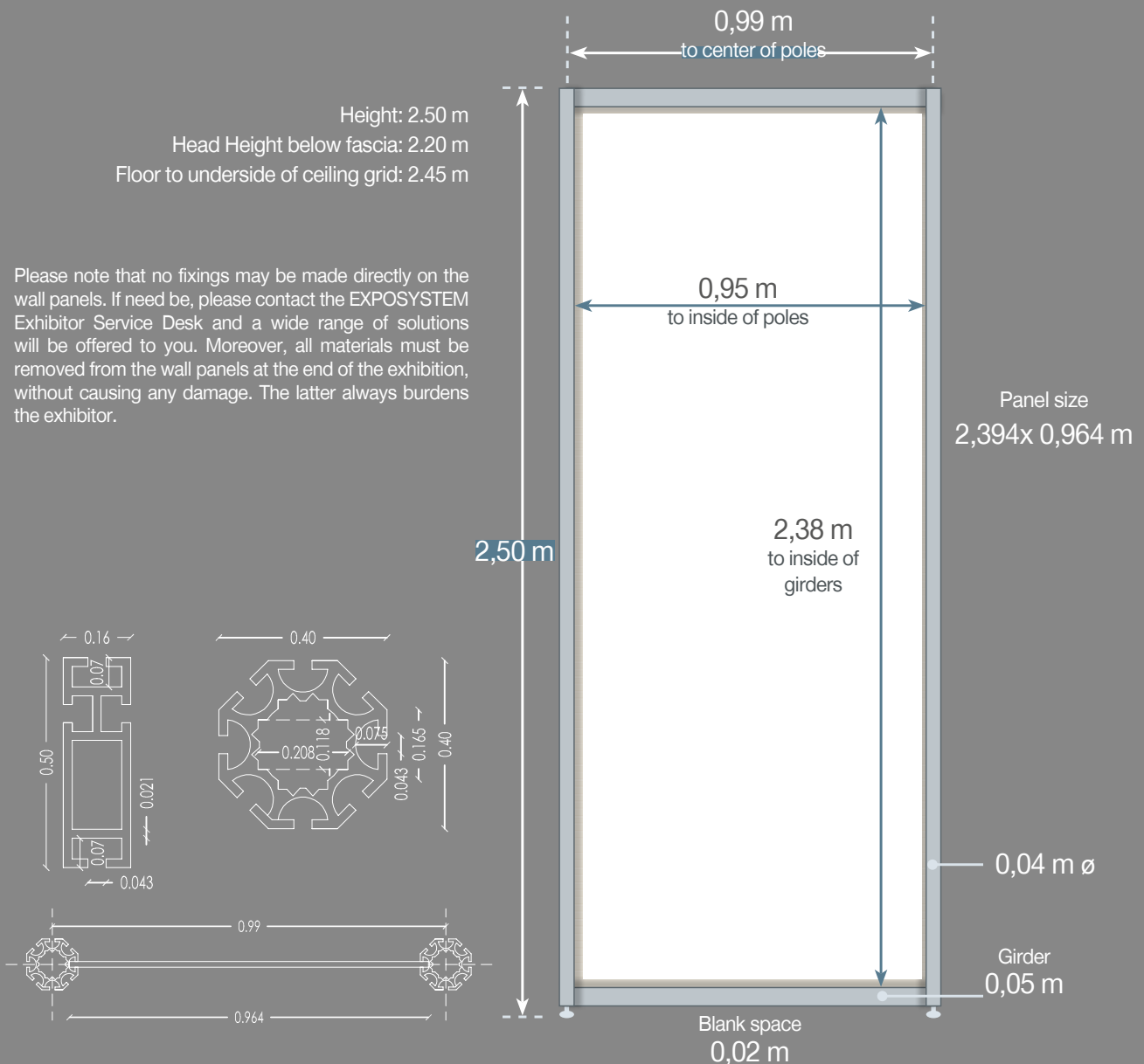


## Standard Booths

### Dimensions of a Standard Shell Scheme Stand

Height: 2.50 m  
 Head Height below fascia: 2.20 m  
 Floor to underside of ceiling grid: 2.45 m

Please note that no fixings may be made directly on the wall panels. If need be, please contact the EXPOSYSTEM Exhibitor Service Desk and a wide range of solutions will be offered to you. Moreover, all materials must be removed from the wall panels at the end of the exhibition, without causing any damage. The latter always burdens the exhibitor.



## Upgraded shell scheme stands

FOR STANDS FROM 12m<sup>2</sup> UP TO 24 m<sup>2</sup>



 BUSINESS CODE 070306001Y



 BUSINESS CODE 070306002Y




## Upgraded shell scheme stands

STAND HEIGHT 2.50m

FOR STANDS FROM 15m<sup>2</sup> UP TO 28m<sup>2</sup> - CORNER STAND ONLY



**EXECUTIVE** CODE 070305001Y



**EXECUTIVE** CODE 070305002Y

STAND HEIGHT 3.00m



**EXECUTIVE** CODE 070305003Y



**EXECUTIVE** CODE 070305004Y



## Upgraded shell scheme stands

STAND HEIGHT 2.50m



 **SUPREME** CODE 070304000Y



## Upgraded shell scheme stands

FOR STANDS OVER 16m<sup>2</sup>



**BOUNTY** CODE 0703001Y







## Upgraded shell scheme stands

FOR STANDS FROM 16m<sup>2</sup> UP TO 30m<sup>2</sup>



PREMIER **CODE 070310000Y**





## Upgraded shell scheme wooden stands

FOR STANDS OVER 12m<sup>2</sup>



 WOODEN-1 CODE 070309000Y






# Upgraded shell scheme wooden stands

FOR STANDS OVER 24m<sup>2</sup>



 WOODEN-2 CODE 070309001Y





## Upgraded shell scheme wooden stands

FOR STANDS OVER 24m<sup>2</sup>



 **WOODEN-3** CODE 070309002Y








## Upgraded shell scheme stands

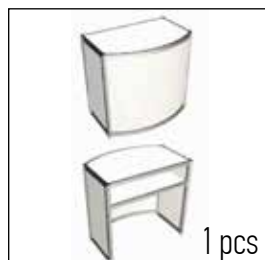


**▲ BRIGHT** CODES: 070311000Y / 070311001Y / 070311002Y / 070311003Y

### ▼ PACKAGE 1



### ▼ PACKAGE 2





## Extra Services



### Rigging Services

The orders related to rigging services (*Order Form p. 61*) must be submitted at least 30 days prior to the opening of the exhibition and must be accompanied by all necessary forms (detailed plan and a Declaration Letter). Maximum rigging weight per point 50Kg. By all means, EXPOSYSTEM retains the right not to fulfill your requirements that fall under constraints regarding static or safety reasons.



Spotlight led 12 Watt

CODE: 050504011Y



3x12 Watt led spotlight bar

CODE: 050504012Y



LED  
100 Watt floodlight

CODE: 050504013Y



Grounded socket up to  
0,5 KW/220V  
Grounded socket up to  
0.5 KW/220V 24h  
Ceiling socket up to  
0.5 KW/220V

CODE: 050504014Y

CODE: 050504015Y

CODE: 050504016Y



Column with 4m height, holding up to 8  
floodlights (depending on size and weight  
of the attached floodlights)

CODE: 050504022Y



LED 180 Watt floodlight

CODE: 050504018Y



## electrical equipment







Low Partition



Dimensions 1.00X1.00m

CODE: 070202004Y

Partition with Plexiglass



Dimensions 1.00X2.50m

CODE: 070202008Y


Partition



Dimensions 1.00X2.50m

CODE: 070202002Y

Low Partition



Dimensions 0.50X1.00m

CODE: 070202005Y

Partition



Dimensions 1.00X3.00m

CODE: 070202006Y

Folding door



Dimensions 1.00X2.50m

CODE: 070202009Y

Partition



Dimensions 0.50X2.50m

CODE: 070202003Y

Partition



Dimensions 0.50X3.00m

CODE: 070202007Y


Aluminum Door



Dimensions 1.00X2.50m

CODE: 070202010Y

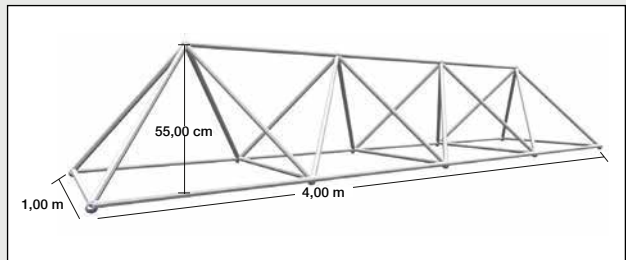
Caret Ceiling matrix



Aluminum caret girders  
1.00X1.00m

CODE: 070202012Y

Trellis frame



CODE: 070202013Y

Aluminum girders



CODE: 070202020Y

Fascia 30cm height



CODE: 070202021Y





Desk



Dimensions 1.20X0.70X0.72m

CODE: 030301004Y

White metal frame desk



Dimensions 0.50X0.50X0.40m

CODE: 030401005Y

Rectangular white metal frame table



Dimensions 0.90X0.50X0.40m

CODE: 030401058Y

Round white lacquer table



Dimensions 0.70X0.75m

CODE: 030401041Y

Glass round table



Dimensions 0.90X0.71m

CODE: 030401035Y

Round white lacquer tall table



Dimensions 0.70X1.10m

CODE: 030401027Y

Folding table



Dimensions 1.20X0.60X0.72m

CODE: 030401047Y

Glass congress sandblasted table



Dimensions 1.50X0.80X0.75m

CODE: 030401008Y

Filing cabinet with one shelf and a lock



Dimensions 0.80X0.70X0.38m

CODE: 030701003Y

Dimensions 1.80X0.70X0.75m

CODE: 030401012Y

Dimension 2.40X0.70X0.76m

CODE: 030401013Y



furniture





furniture

Boga armchair



Color grey

CODE: 030202026Y

Japan armchair



Color white

CODE: 030202010Y

Relix metal stool



Color black

CODE: 030204005Y

Color white

CODE: 030204033Y

Zeta stool



Color black

CODE: 030204027Y

Polyamide metal frame chair



Color grey

CODE: 030201022Y

Folding chair



Color white

CODE: 030201009Y

Campus chair



Color black / light grey

CODE: 030201004Y

CODE: 030201027Y

Guest chair



Color black

CODE: 030202022Y

Jodi stool



Color black

CODE: 030204018Y

Bunny chair



Color black / white

CODE: 030202003Y

Lilly metal frame chair



Color white

CODE: 030201013Y

Eames chair



Color white / black

CODE: 030201007Y

CODE: 030201008Y

Revolving chair



Color black

CODE: 030203001Y

Two-seater sofa Genova



Color black / white

CODE: 030205002Y

CODE: 030205001Y

Two-seater sofa



Color black / white

CODE: 030205004Y

CODE: 030205003Y

Bobbo stool



Color white / black

CODE: 030204009Y

CODE: 030204010Y

Eames stool



Color white / black

CODE: 030204013Y

CODE: 030204014Y



Wooden shelf



Dimensions 1.10X0.30m

CODE: 030502015Y

Glass shelf



Dimensions 1.10X0.30m

CODE: 030502010Y

Bookcase 4 shelves



Dimensions 1.00X0.50X2.20m

CODE: 030502024Y

Bookcase 4 shelves



Dimensions 0.50X0.50X2.20m

CODE: 030502028Y

Display Case



Dimensions 1.00X0.50X2.50m

CODE: 030604015Y

Display Case with 2 glass shelves



Dimensions 1.00X0.50X2.20m

CODE: 030604016Y

Floor Display Case



Dimensions 1.00X0.50X1.05m

CODE: 030604001Y

Small Cube



Dimensions height 0.60m

CODE: 030501009Y

Large Cube



Dimensions height 0.80m

CODE: 030501010Y

Corner Info



Dimensions 1.50X1.00X1.05m

CODE: 030107013Y


Round Info



Dimensions 1.54X0.80X1.05m

CODE: 030107014Y

TV Stand



Dimensions 1.00X0.70X1.05m

CODE: 030107015Y

Info furniture - ITB white lacquer with leaflet holder



Dimensions 1.20X0.50X1.05m

CODE: 030104001Y



info desks  
show cases




Brochure & Leaflet Holder



White (3xA4)

CODE: 039905005Y

Coat Rack



CODE: 039901002Y

Coat Rack placed on a construction



CODE: 039901005Y

Refrigerator



Dimensions 0.60X0.60X0.85m

CODE: 039902004Y

other equipment








Carpet (nylon film cover)



Beige

**CODE: 010301052Y**

Carpet (nylon film cover)



Red

**CODE: 010301050Y**

Carpet (nylon film cover)



Blue

**CODE: 010301043Y**

Carpet (nylon film cover)



Black

**CODE: 010301049Y**

Carpet (nylon film cover)



Light Grey

**CODE: 010301046Y**


Carpet (nylon film cover)



Dark Grey

**CODE: 010301039Y**


Carpet (nylon film cover)



Green

**CODE: 010301054Y**

Carpet (nylon film cover)



White

**CODE: 010301056Y**





Platform



12cm height without layer

CODE: 070202016Y

Platform



12cm height  
with beech wood layer

CODE: 070202018Y

Wooden layer



beech

CODE: 070202014Y



maple

CODE: 070202015Y



Floors -  
Floor coatings



Stand's Adhesive Cut Vinyl



CODE: 050330011Y

Adhesive Cut Lettering



CODE: 050330021Y



Vinyl Banner embedded with metal rings



CODE: 050310011Y

Vinyl Banner for holding bars



CODE: 050310013Y

Vinyl Banner



CODE: 050320002Y

Foam (kappa) printing



CODE: 050301020Y

Roll up



Dimensions 0.80X2.00m

CODE:050303001Y

Dimensions 1.20X2.00m

CODE: 050303003Y

Beach flags



Dimensions 60X200

CODE: 050399005Y

Dimensions 85X400

CODE: 050399009Y



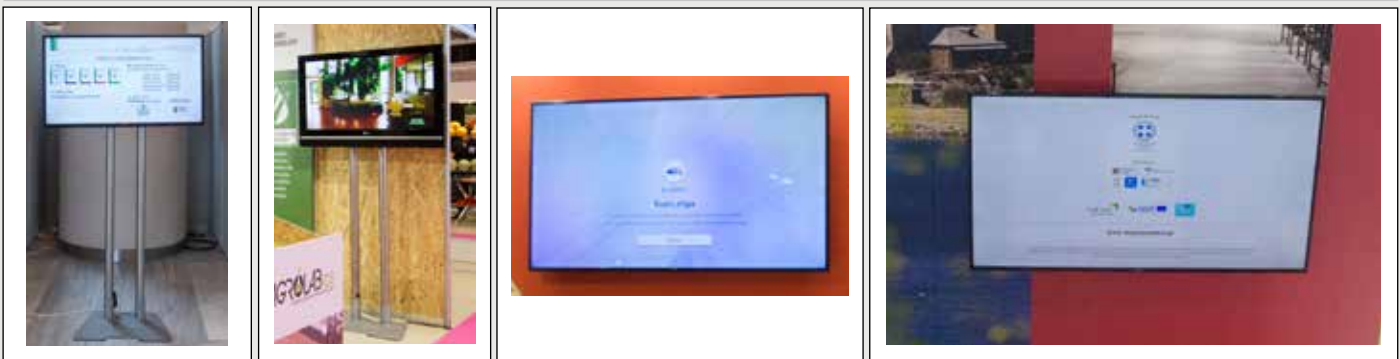
Led wall



Ledwall P2,6-2,9 INDOOR

CODE: 050102022Y

Led TV



40 - 43"

CODE: 050101017Y

55"

CODE: 050101025Y

65"

CODE: 050101033Y


75"

CODE: 050101007Y









photos  
videos







rigging services







**TO: EXPOSYSTEM S.A.**

## **ELECTRICIAN'S DECLARATION**

### **REGARDING CUSTOM - DESIGNED & BUILT BOOTH**

The undersigned:

Full Name: .....

Profession: Electrician

Industrial Ministry License Number: .....

Date of Issue: .....

Tax ID (VAT): .....

With full personal responsibility and being aware of the legal consequences, I hereby declare that:

1. All the information provided herein is true.
2. I am the holder of the aforementioned license issued by the Ministry of Industry, a copy of which is attached hereto, and the validity of which has not been suspended for any reason.
3. The aforementioned license covers the electrical installation I carried out at the exhibition center MEC, for the company ....., at booth number ....., during the period ....., and for the exhibition .....

The installation has been carried out in compliance with:

- The applicable regulations for internal electrical installations.
  - The current legislation, particularly regarding the safe operation of the installation and the proper selection and placement of appropriate materials, electrical fuses, and switches in electrical panels and networks.
4. The entirety of the installation is ready for power supply, and I guarantee its safe and uninterrupted operation.

**TOTAL KW:** .....

**Date:** ..... / ..... / 20.....

**STAMP**

**DECLARING ELECTRICIAN**

(Signature)



**EXPOSYSTEM**  
WE KNOW HOW

Mediterranean Exhibition Center (MEC)  
301, Lavriou Ave. | 190 02 Paiania, Attica  
T: (+30) 210 6659741, (+30) 210 3511885  
email: [mec@exposystem.gr](mailto:mec@exposystem.gr)